MammaPrint Clinical Utility
High 2 Risk

AGENDIA®
MAMMAPRINT+BLUEPRINT

Agendia's MammaPrint® 70-gene test enables clinicians to identify women* with a genomically High 2 Risk of recurrence that clinical studies have demonstrated as having a significantly higher rate of pCR when treated neoadjuvantly.

MAMMAPRINT INDEX

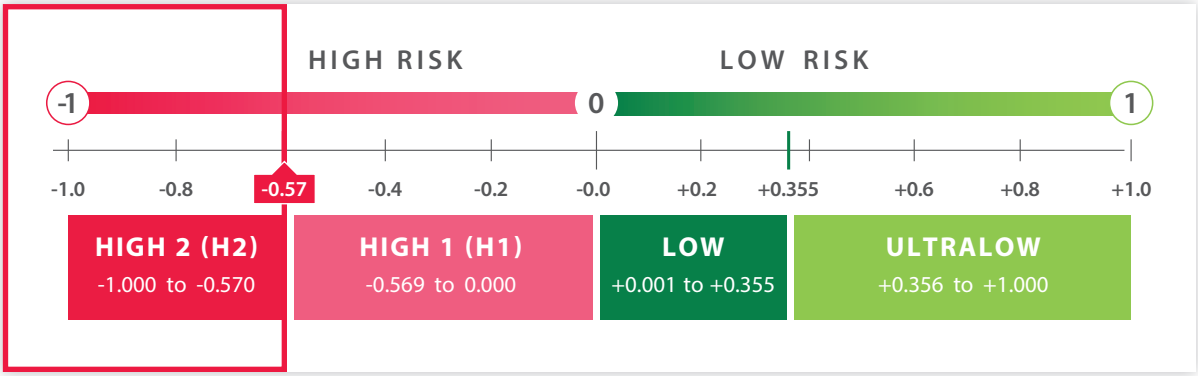

Guiding **Neoadjuvant Chemotherapy** Treatment Decisions

NEOADJUVANT CHEMOTHERAPY CONSIDERATIONS WITH MAMMAPRINT HIGH 2 RISK RESULT

	NBRST	I–SPY2	FLEX
Treatment	AC-T, T-AC, or TC	Paciltaxel + AC	TC or AC-T
Total patients who received NCT	327	299	214
Total MammaPrint High 2 Risk patients who received NCT	129	166	72
pCR MammaPrint High 2 Risk patients who received NCT	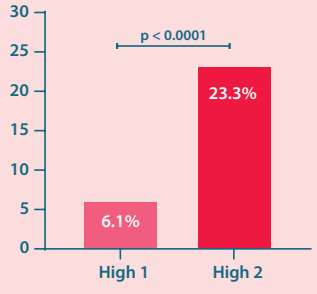	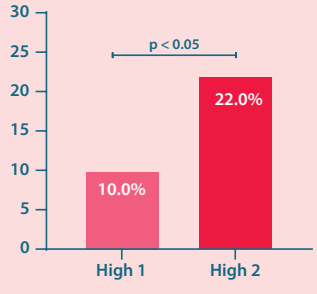	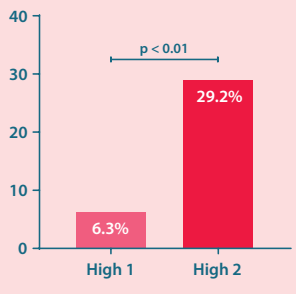
	Beitsch et al, ASCO 2023	Pusztai et al, Cancer Cell, 2021	O'Shaughnessy et al, SABCS 2023

** 18 years or older*

MammaPrint High 2 Risk Result by BluePrint sub-type from the FLEX Study

- Basal-Type, High 2 tumors exhibited the highest pCR rate of 37.1%
- Among BluePrint Luminal B tumors, those with MammaPrint High 2 tumors had a significantly higher pCR rate vs. MammaPrint High 1 tumors

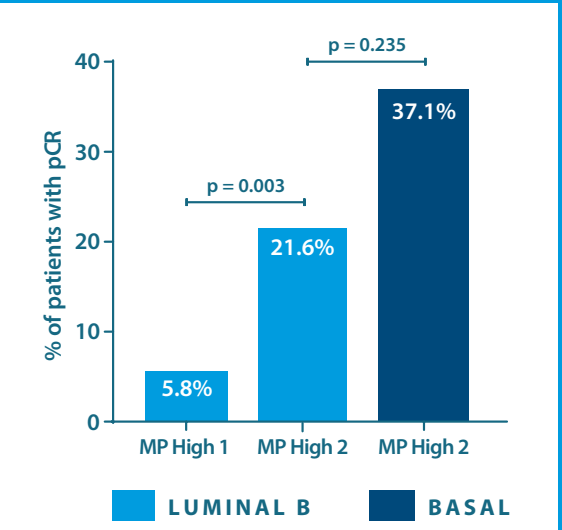

O'Shaughnessy et al, SABCS 2023

Guiding **Neoadjuvant Immunotherapy** Treatment Decisions

NEOADJUVANT CHEMOTHERAPY + IMMUNOTHERAPY CONSIDERATIONS WITH MAMMAPRINT HIGH 2 RISK RESULT

	I–SPY2
Treatment	NCT w/ Durvalumab + Olaparib
Total patients who received control (NCT only)	299
Total patients who received NCT + IO	73
Total MammaPrint High 2 Risk patients who received NCT + IO	47
pCR MammaPrint High 2 Risk patients who received NCT + IO	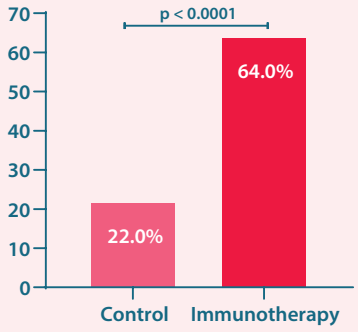

Pusztai et al, Cancer Cell, 2021

"These findings suggest that the MP2 tumors are more chemotherapy sensitive than MP1 and this sensitivity is further enhanced by adding an immune checkpoint inhibitor."

(Pusztai et al, Cancer Cell, 2021)

SCAN TO LEARN MORE OR ORDER A TEST

AGENDIA®
MAMMAPRINT+BLUEPRINT

MKT-095-V2