MammaPrint Clinical Utility
High 1

AGENDIA®
MAMMAPRINT+BLUEPRINT

Agendia's MammaPrint® 70-gene test enables clinicians to identify women* with a genomically High 1 Risk of recurrence that clinical studies have demonstrated benefit to chemotherapy in the neoadjuvant and adjuvant setting while not gaining significant benefit from extended endocrine therapy.

MAMMAPRINT INDEX

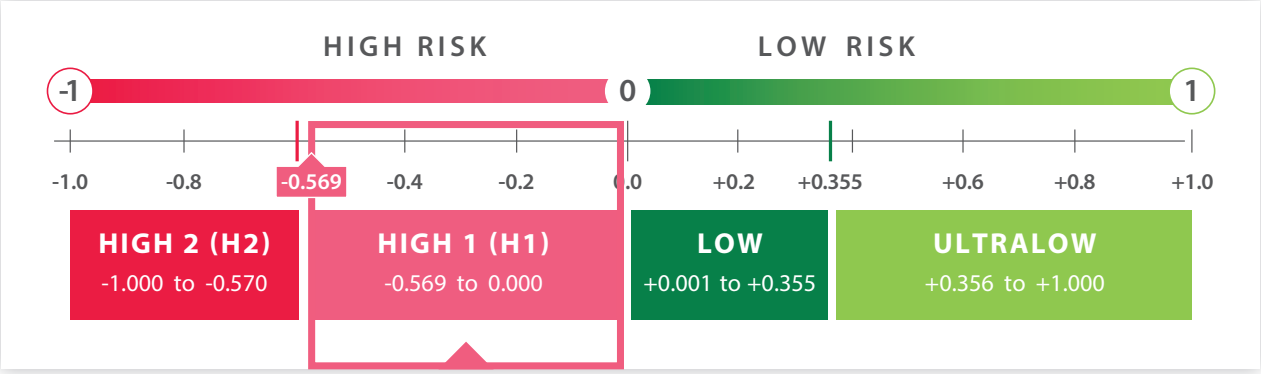

Guiding **Chemotherapy** Treatment Decisions

NEOADJUVANT CHEMOTHERAPY CONSIDERATIONS WITH MAMMAPRINT HIGH 1 RISK RESULT

	NBRST	I–SPY2	FLEX
Treatment	AC-T, T-AC, or TC	AC-T	TC or AC-T
Total patients (n)	327	372	214
Total MammaPrint High 1 Risk patients treated w/NCT	198	133	142
pCR MammaPrint High 1 Risk patients treated w/NCT	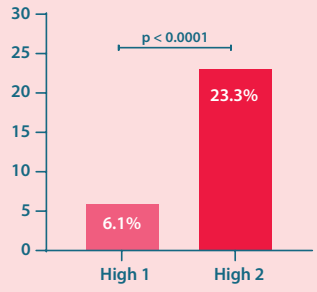	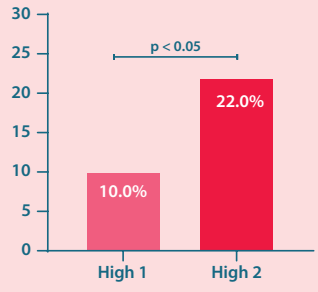	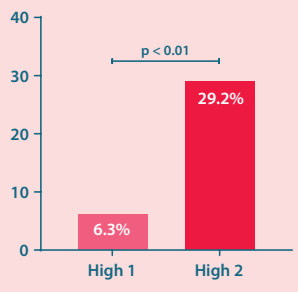
	Beitsch et al, ASCO 2023	Pusztai et al, Cancer Cell, 2021	O'Shaughnessy et al, SABCS 2023

** 18 years or older*

Guiding **Adjuvant Chemotherapy** Treatment Decisions

ADJUVANT CHEMOTHERAPY CONSIDERATIONS WITH MAMMAPRINT HIGH 1 RISK RESULT

	FLEX
Treatment	NCT or Adjuvant Therapy (CT+/- ET)
Total Patients who received Adjuvant Therapy only	475 181 received CT 294 received ET only
Total High 1 Risk Patients who received Adjuvant Therapy only	190 (130 CT, 60 ET)
5 Year DR% for High 1 Risk Patients (including breast cancer specific death)	CT: 1.7–7.4 ET: 3.3-12.9

Audeh et al., Prediction of Chemo Benefit, Miami Breast 2024

Guiding **Endocrine** Treatment Decisions

ENDOCRINE & EXTENDED ENDOCRINE CONSIDERATIONS WITH MAMMAPRINT HIGH RISK RESULT

Years 1-5

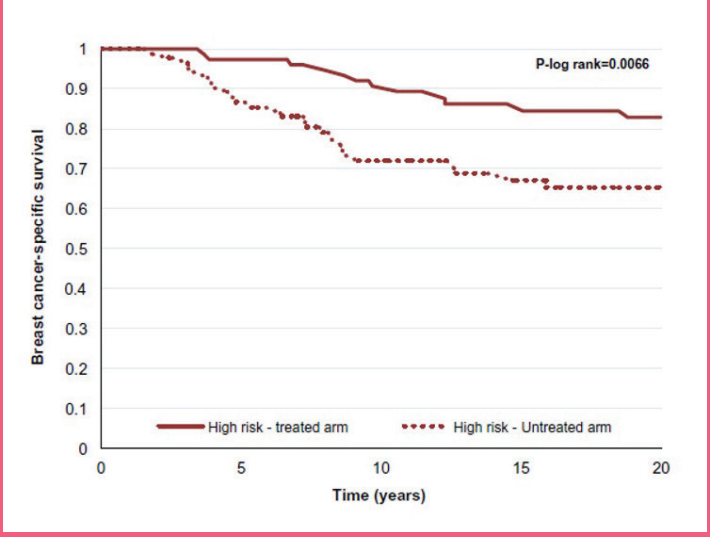

STO-3. van't Veer L. et al 2017. BCRT

(Note: population includes both High 1 and High 2, all post-menopausal women. Treated arm: Tamoxifen 2 years (65%) and 5 years (35%))

Years 6-10

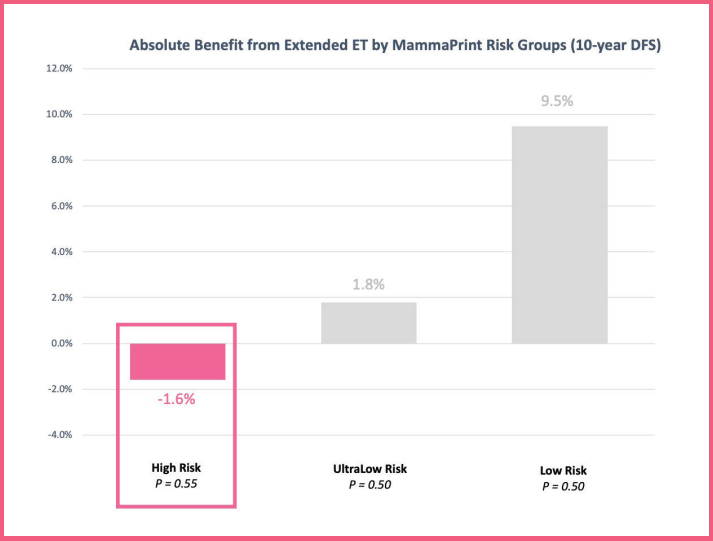

Rastogi NASBP B-42

(Note: population includes both High 1 and High 2, all post-menopausal women. EET treatment was AI or letrozole.)

SCAN TO LEARN MORE
OR ORDER A TEST

AGENDIA®
MAMMAPRINT+BLUEPRINT